

# Hip and Knee Arthroplasty

## Goals and Objectives

### Course Description

"Hip and Knee Arthroplasty" is an online recorded video of a previously presented live CE webinar for occupational therapists and occupational therapy assistants that examines surgical management of osteoarthritis through total joint arthroplasty. This course includes a review of current literature relating to pathophysiology of osteoarthritis, specific arthroplasty procedures, post-surgical medical management, and anticipated outcomes.

### Course Rationale

The purpose of this course is to provide participants with a comparative analysis of surgical techniques and post-surgical management to minimize complications, and maximize outcomes based on current research.

### Course Goals and Objectives

Upon completion of this course, participants will be able to:

1. Identify the current trends in osteoarthritis conservative and surgical techniques.
2. Define prolotherapy and its indications for medical management of osteoarthritis.
3. Compare prosthetic knee components which substitute or salvage cruciate ligaments.
4. Identify total hip arthroplasty surgical procedures.
5. Compare outcomes for various total hip arthroplasty surgical techniques.
6. Identify factors contributing to increased risk of post-surgical complications.
7. Identify surgical anesthetic and pharmacologic strategies to manage post-surgical pain after total joint replacement.
8. Recognize factors associated with improved outcomes following total joint replacement.

**Course Provider** – Innovative Educational Services

**Provider Contact Information** – [information@cheapceus.com](mailto:information@cheapceus.com)

**Course Instructor** – Jodi Gootkin, PT, Med, CEAS

**Financial/Non-financial Disclosure** - Neither the Provider nor the instructor have any financial or non-financial conflict of interest related to the presentation of this CE program.

**Target Audience** – Occupational Therapists, Occupational Therapy Assistants

**OT Scope of Practice** – Foundational Knowledge; OT Service Delivery

**Course Educational Level** – This course is applicable for introductory learners.

**Course Prerequisites** – None

**Instructional Method** – Distance Learning – Independent; Asynchronous online video-based home study

**Location** - Cheapceus.com

**Date** – Continuously available on-demand

**PD Activity Completion Requirements / Criteria for Issuance of CE Credits** – Completion of viewing of 1 hour recorded video, and a score of 70% correct or greater on the course post-test.

**Continuing Education Credits** – Three (3) contact hours / .3 AOTA CEUs

**Course Fee** - \$34.95

**Registration Information** – No pre-registration required; available on-demand at Cheapceus.com

**Special Needs Requests** – Email: [information@cheapceus.com](mailto:information@cheapceus.com) or phone: 954-663-4101

**Cancellation by the Learner** – Learners may cancel their participation at any time and receive a full refund of all paid fees.

**Cancellation by the Provider** – Registrants for the cancelled activity will be contacted by an IES staff member via phone call or email within 12 hours of the cancellation decision. If the decision to cancel is made less than 14 hours prior to the event, each participant will be contacted no later than 2 hours prior to the scheduled start time of the activity. Registrants will receive a full refund if an activity is cancelled by the Provider. The refund will be processed back to the Registrant within 12 hours of the cancellation.

**Complaint Resolution** – Please call 954-663-4101 (24 hours/day, 7 days/week) to speak with a live customer service agent. Our goal is to work with our customers to resolve all issues to the customer's satisfaction with just one phone call whenever possible.

**Refund Policy** - Unrestricted 100% refund upon request. The request for a refund by the learner shall be honored in full without penalty or other consideration of any kind. The request for a refund may be made by the learner at any time without limitations before, during, or after course participation.



Innovative Educational Services is an AOTA Approved Provider of professional development. PD activity approval ID# 5471. This Distance Learning – Independent PD activity is offered at .3 CEUs; Introductory; OT Foundational Knowledge; OT Service Delivery. The assignment of AOTA CEUs does not imply endorsement of specific course content, products, or clinical procedures by AOTA.

# Hip and Knee Arthroplasty

1

Presented By:  
Jodi Gootkin, PT, MEd, CEAS  
jodiemail@comcast.net

Copyright Jodi Gootkin

1

## Course Overview

2

- “Hip and Knee Arthroplasty” examines surgical management of osteoarthritis through total joint arthroplasty. This course includes a review of current literature relating to pathophysiology of osteoarthritis, specific arthroplasty procedures, post-surgical medical management, and anticipated rehabilitation outcomes.

Copyright Jodi Gootkin

2

## Course Rationale

3

- The purpose of this course is to provide a comparative analysis of surgical techniques and post-surgical management to minimize complications, assess rehabilitation potential, and maximize outcomes based on current research.

Copyright Jodi Gootkin

3

## Goals and Objectives

4

1. Describe the current trends in osteoarthritis conservative and surgical management techniques.
2. Define prolotherapy and its indications for management of osteoarthritis.
3. Compare prosthetic knee components which substitute or salvage cruciate ligaments.
4. Describe total hip arthroplasty surgical procedures.
5. Compare outcomes for various total hip arthroplasty surgical techniques.
6. Identify factors contributing to increased risk of post-surgical complications.
7. Differentiate surgical anesthetic and pharmacologic strategies to manage post-surgical pain after total joint replacement.
8. Detail factors associated with improved outcomes following total joint replacement.
9. Identify components of pre-operative patient education programs.
10. Recognize the benefits of early post-surgical mobilization.

Copyright Jodi Gootkin

4

## Disclaimer

5

- Application of concepts presented in this webinar is at the discretion of the individual participant in accordance with federal, state, and professional regulations.

Copyright Jodi Gootkin

5

## Course Outline and Schedule



Topic	Time
Pathophysiology of Osteoarthritis	0:00-0:10
Conservative Management	0:11-0:15
Rehabilitation	0:16-0:20
Prolotherapy	0:21-0:30
Surgical Management	0:31-0:35
Total Knee Arthroplasty Surgery	0:36-0:40
Posterior Cruciate Stabilizing Prosthetic	0:41-0:45
Cruciate Retaining Prosthetic	0:46-0:50
Interactive Discussion of Clinical Applications	0:51-0:60
Total Hip Arthroplasty Surgery	1:00-1:05
Surgical Techniques	1:06-1:15
Outcome Comparison	1:16-1:25
Total Hip Dislocation	1:26-1:30
Post-Operative Complications	1:31-1:35
Infection	1:36-1:40
Venous Thromboembolism	1:41-1:45
Regional vs. General Anesthesia	1:46-1:50
Interactive Discussion of Clinical Applications	1:51-2:00
Acute Post-Surgical Pain	2:01-2:05
Pre-Operative Considerations	2:06-2:10
Surgical Anesthetic Techniques	2:11-2:15
Clinical Outcomes	2:16-2:20
Predictive Factors	2:21-2:25
Rehabilitation Measures	2:26-2:30
Chronic Post-Surgical Pain	2:31-2:35
Pre-operative Patient Education Programs	2:36-2:40
Early Post-Operative Mobilization	2:41-2:50
Interactive Discussion of Clinical Applications	2:51-3:00

Copyright Jodi Gootkin

6

Hip and Knee Arthroplasty

Copyright Innovative Educational Services and Jodi Gootkin. All rights reserved.

Reproduction, reuse, or republication of all or any part of this presentation is strictly prohibited without prior written consent of both Innovative Educational Services and Jodi Gootkin.

## How To Obtain CEUs For This Course

7

- After watching the video go to [www.cheapceus.com](http://www.cheapceus.com)
- Complete the post test with score of at least 70%
  - May be retaken multiple times
- Submit online payment for course
- Print certificate
- Course review and summary for post test at the end of the webinar.



Consider This

Copyright Jodi Gootkin

7

## National Arthritis Prevalence

8

23%

Adults over 18 diagnosed with arthritis as of 2016

44%

Adults with Arthritis Attributable Limitation (AAL)

Grasping small objects  
Reaching overhead  
Sitting > 2 hours  
Climbing flight of stairs  
Walking ¼ mile  
Standing > 2 hours

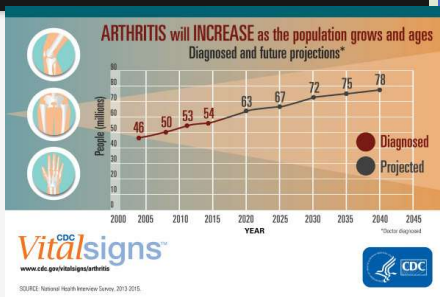
Copyright Jodi Gootkin

[https://www.cdc.gov/arthritis/data\\_statistics/disabilities-limitations.htm](https://www.cdc.gov/arthritis/data_statistics/disabilities-limitations.htm)

8

## Future Burden: 78 Million

9



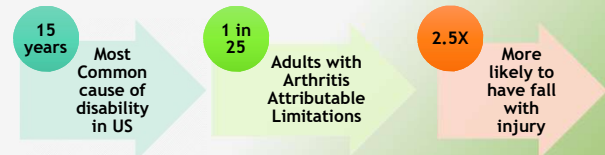
Copyright Jodi Gootkin

[https://www.cdc.gov/arthritis/data\\_statistics/national-statistics.html](https://www.cdc.gov/arthritis/data_statistics/national-statistics.html)

9

## Impact of Arthritis

10



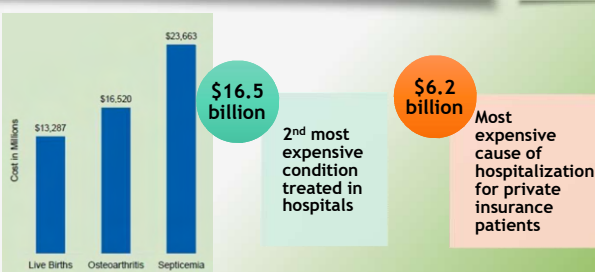
[https://www.cdc.gov/arthritis/data\\_statistics/arthritis-related-stats.htm](https://www.cdc.gov/arthritis/data_statistics/arthritis-related-stats.htm)

Copyright Jodi Gootkin

10

## Osteoarthritis Cost

11



Copyright Jodi Gootkin

<https://www.cdc.gov/chronicdisease/resources/publications/aag/arthritis.htm>

Hip and Knee Arthroplasty

## Pathophysiology of Osteoarthritis - OA

12

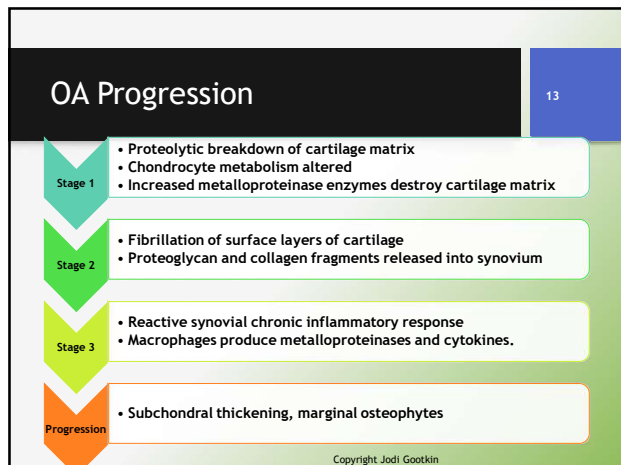
- Progressive cartilage damage in response to mechanical loading during weight bearing.

Copyright Jodi Gootkin

12

Copyright Innovative Educational Services and Jodi Gootkin. All rights reserved.

Reproduction, reuse, or republication of all or any part of this presentation is strictly prohibited without prior written consent of both Innovative Educational Services and Jodi Gootkin.



13

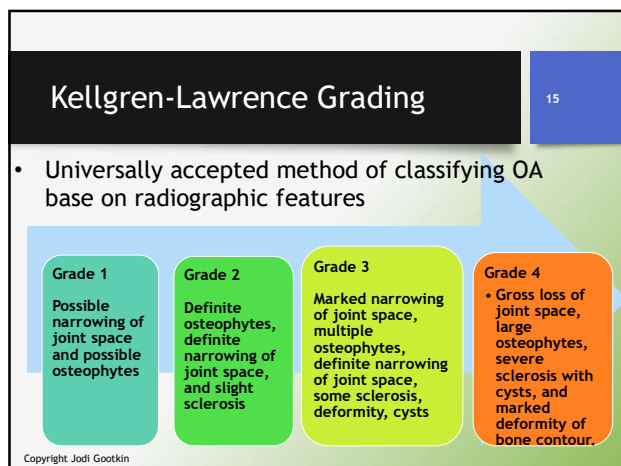
## Radiologic Examination

14

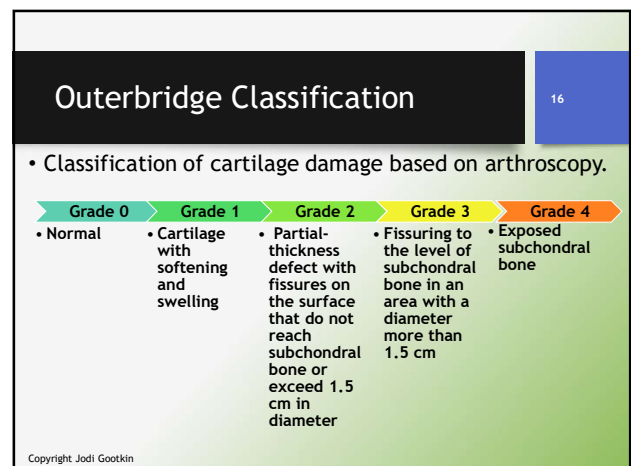
Radiographic features confirming OA include:

- Bony sclerosis
- Marginal osteophytes
- Joint space narrowing
- Subchondral cysts
- malalignment

14



15



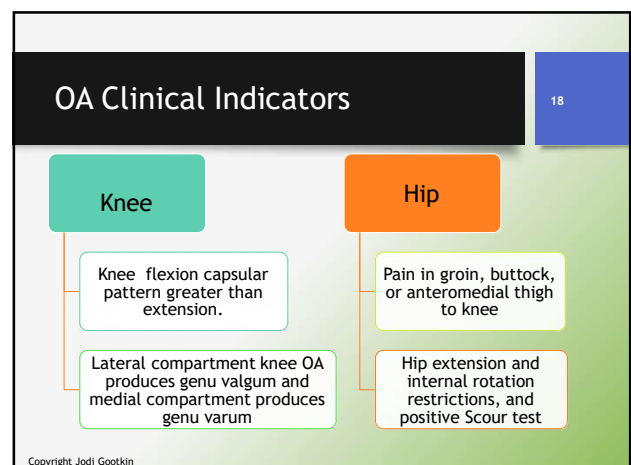
16

## OA Clinical Presentation

17

- Joint pain, swelling, and decreased range of motion.
- Morning stiffness  $\geq 30$  min
- Inactivity stiffness
- Crepitus with motion

Copyright Jodi Gootkin



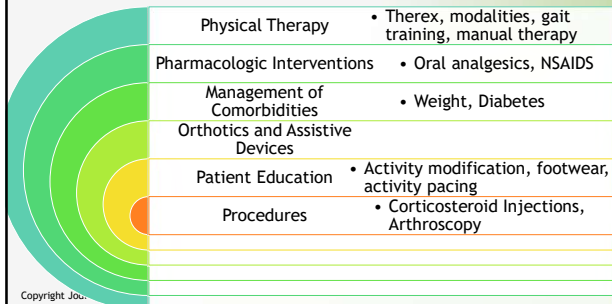
18

Hip and Knee Arthroplasty

Copyright Innovative Educational Services and Jodi Gootkin. All rights reserved.  
 Reproduction, reuse, or republication of all or any part of this presentation is strictly prohibited  
 without prior written consent of both Innovative Educational Services and Jodi Gootkin.

## Conservative Management

19



19

## OA Rehabilitation

20

- Goals:
  - Decrease pain
  - Increase ROM and strength
  - Maximize gait quality and quantity
  - Improve balance and proprioception
  - Maximize functional task performance
  - Independent in home exercise program

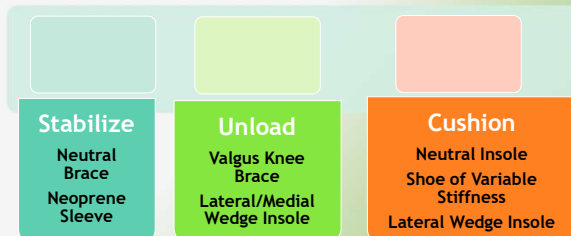
Copyright Jodi Gootkin

20

## Knee OA Orthotics

21

*"The optimal choice for an orthosis remains unclear"*



Duivenvoorden, T., Brouwer, R. W., van Raaij, T. M., Verhagen, A. P., Verhaar, J. A., & Bierma-Zeinstra, S. (2015). Braces and orthoses for treating osteoarthritis of the knee. *The Cochrane Library*.

21

## OA Clinical Guidelines

22

- Based on current evidence from AAOS, NICE, and ESCO, the following management strategies are NOT recommend:
  - Neutraceuticals -Glucosamine and Chondroitin
  - Acupuncture
  - Intra-articular hyaluronan

Copyright Jodi Gootkin

22

## Prolotherapy

23

- Injection of an irritating dextrose solution to stimulate body's natural repair and healing mechanisms potentially reducing degenerative changes in ligament, tendon, and cartilage.
- Intra and extra articular injections into multiple points at site of pain/pathology occur every 3-6 weeks.
- Typically results evident after 3 treatments.

Consider This

Copyright Jodi Gootkin

## Prolotherapy Intervention

24

- Mechanism of action theorized to include:
  - Stimulation of intra- and extra- articular tissue healing
  - Stimulation of collagen cell proliferation
- During the course of treatment AVOID:
  - Anti-inflammatory medication
  - Cryotherapy
  - Aggressive exercise and stretching
  - Inactivity
  - Smoking

Copyright Jodi Gootkin

24

Hip and Knee Arthroplasty

Copyright Innovative Educational Services and Jodi Gootkin. All rights reserved.

Reproduction, reuse, or republication of all or any part of this presentation is strictly prohibited without prior written consent of both Innovative Educational Services and Jodi Gootkin.

## Prolotherapy Evidence

25

- Evidence is evolving indicating progressively improved pain and function.

Interventions	Outcome
Prolotherapy vs. Home Exercise	WOMAC composite, pain, and function scores improved

- Additional research needed to determine optimal strategy for prolotherapy.
  - Dextrose concentration and volume
  - Treatment frequency and duration
  - Specificity of injection sites

Copyright Jodi Gootkin Sit, Regina WS, et al. "Hypertonic dextrose injections (prolotherapy) in the treatment of symptomatic knee osteoarthritis: a systematic review and meta-analysis." *Scientific reports* 6 (2016).

25

## Anatomy Review

26

- Hip Joint
  - Triaxial ball and socket articulation of femoral head and acetabulum.
- Knee Joint
  - Hinge articulation of femoral condyles and tibial plateau.

Copyright Jodi Gootkin

26

## Role of Knee Ligaments

27

- Anterior cruciate ACL resists anterior tibial translation from 0-30 degrees of flexion when peak quad force creates anterior translation of tibia on femur.
- Posterior cruciate PCL resists hamstring force generating posterior translation of tibia on femur during knee flexion.

Copyright Jodi Gootkin

27

## Total Knee Arthroplasty - TKA

28

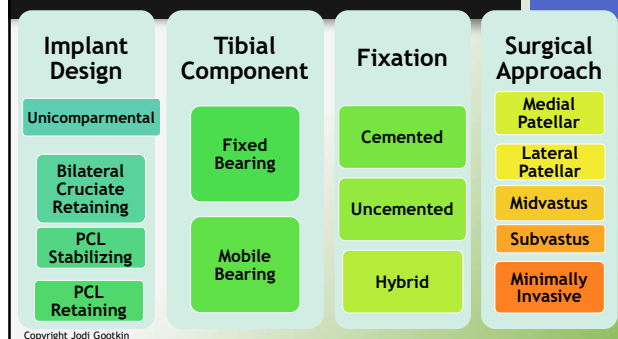
- Distal end of the femur and proximal end of the tibia are excised.
- Tibial and femoral guides are inserted to determine appropriate fit to restore mechanical alignment and a level joint line.
- Prosthetic implants are placed on femur, tibia, and patella.
- ROM, ligamentous stability, and patellar tracking are assessed.

Copyright Jodi Gootkin

28

## Total Knee Arthroplasty Surgery

29



Copyright Jodi Gootkin

## Implant Materials

30

- Metal components are cobalt chrome or titanium.
- Plastic is high molecular weight polyethylene.
- Implant selection considers patient size, weight, and gender.

Copyright Jodi Gootkin

30

Hip and Knee Arthroplasty

Copyright Innovative Educational Services and Jodi Gootkin. All rights reserved.

Reproduction, reuse, or republication of all or any part of this presentation is strictly prohibited without prior written consent of both Innovative Educational Services and Jodi Gootkin.

## Implant Design Unicompartmental

31

- Also referred to as partial knee replacement.
- Only one femoral condyle and articulating tibial surface are replaced.
- All ligaments are preserved allowing greater stability and proprioception.

Copyright Jodi Gootkin

31

## Implant Design Bilateral Cruciate Retaining

32

- Both anterior and posterior cruciate ligaments are left intact maintaining anatomical kinematics.
- Femoral bone box component allows preservation of natural tibial bone island.
- Early loosening and failure contribute to limited use, but newer designs emerging.

Copyright Jodi Gootkin

32

## Implant Design Posterior Cruciate Stabilizing

33

- Also referred to as:
  - Posterior Cruciate Sacrificing
  - Posterior Cruciate Substituting
- Both anterior and posterior cruciate ligaments removed during surgery.
- This is a total condylar prosthesis that closely replicates anatomy and function of natural knee.

Consider This

Copyright Jodi Gootkin

33

## PCL Stabilizing Prosthesis

34

- Easier balancing when contractures and deformity are present
- Greater ROM
- Cam jump
- Tibial post polyethylene wear
- Patellar Clunk Syndrome
- Less reliable Femoral Rollback

Copyright Jodi Gootkin

34

## Patellar Clunk Syndrome

35

- Following TKA patient may develop scar tissue in the quad tendon at the superior pole of the patella.
- The fibrous nodule causes mechanical catching of the patella during active knee extension.
- A painful, palpable “clunk” occurs.

Copyright Jodi Gootkin

## Femoral Roll Back

36

- Normal kinematics of anterior to posterior translation of the femur on the tibia must be recreated by the prosthesis to achieve full knee flexion ROM.

Copyright Jodi Gootkin

36

Hip and Knee Arthroplasty

Copyright Innovative Educational Services and Jodi Gootkin. All rights reserved.

Reproduction, reuse, or republication of all or any part of this presentation is strictly prohibited without prior written consent of both Innovative Educational Services and Jodi Gootkin.



## Implant Design Posterior Cruciate Retaining

37

- Also referred to as:
  - Posterior Cruciate Retention
  - Posterior Cruciate Sparing
  - Cruciate Retaining
- Only the anterior cruciate ligament is removed during surgery.
- The natural posterior cruciate ligament provides stability to the joint.

Copyright Jodi Gootkin

37

## PCL Retaining

38



- Resembles normal knee kinematics
- Enhanced stability
- Improved proprioception and kinesthesia
- Knee pain, restricted ROM, and instability if ligament balancing is insufficient

Copyright Jodi Gootkin

38

## PCL Retention vs. Stabilizing Outcomes

39

- Clinical and functional outcome measures demonstrated no clinically relevant difference.
  - WOMAC, KSS Pain, HSS, SF-12
  - Radiographic evaluation
  - Complication rate
- Slightly more favorable results in favor of PCL stabilizing where PCL is removed.

**2 degree increase in post-operative knee flexion**

2.4 point higher KSS functional score.

Verra, Wiebe C., et al. "Similar outcome after retention or sacrifice of the posterior cruciate ligament in total knee arthroplasty: A systematic review and meta-analysis." *Acta orthopaedica* 86.2 (2015): 195-201.  
Copyright Jodi Gootkin

39

## Tibial Components

40

- Fixed bearing implant incorporates metal tibial component with a polyethylene tray locked on top.
- Mobile bearing implant utilizes a rotating polyethylene insert on a metal tibial platform.

Copyright Jodi Gootkin

40

## Fixed Bearing Design

41



Reduced polyethylene wear

Single point of contact may increase wear

Copyright Jodi Gootkin

## Mobile Bearing Design

42



Reduced polyethylene wear

Requires PCL removal

Improved kinematics

Copyright Jodi Gootkin

42

Hip and Knee Arthroplasty

Copyright Innovative Educational Services and Jodi Gootkin. All rights reserved.

Reproduction, reuse, or republication of all or any part of this presentation is strictly prohibited without prior written consent of both Innovative Educational Services and Jodi Gootkin.



## Mobile vs. Fixed Bearing Outcomes

43

- No statistical differences on multiple outcome measures.

Outcome	Assessment Tool
Pain	KSS Knee Society Score VAS Visual Analogue Scale
Function	KSS HSS Hospital for Special Surgery WOMAC
Health Related Quality of Life	SF12 Short Form Health Summary
Revision Rate	3 more knees per 1000 in mobile bearing

Hofstede, Stefanie N., et al. "Mobile bearing vs fixed bearing prostheses for posterior cruciate retaining total knee arthroplasty for postoperative functional status in patients with osteoarthritis and rheumatoid arthritis." *The Cochrane Library* (2015).

Copyright Jodi Gootkin

43

## Fixation

44

- A hybrid design is typically utilized.
- The femoral stem is a trabecular metal surface for new bone growth.
- The tibial component is secured using a fast curing bone cement for strong fixation to bone.

Copyright Jodi Gootkin

44

## Patellar Prosthesis

45

- Evidence demonstrates no difference in pain or function with or without patellar resurfacing.
- Resurfacing may decrease the need for revision after 5 years when compared to no patellar resurfacing.

American Academy of Orthopedic Surgeons (2017). Surgical Management of Osteoarthritis of the Knee Evidence Based Clinical Practice Guideline. <http://www.orthoguidelines.org/topic?id=101>

Copyright Jodi Gootkin

45

## Surgical Approach

46

- Medial Parapatellar**
  - Midline incision with patella flipped
  - Potential lateral patellar subluxation
- Lateral Parapatellar**
  - Used for valgus deformity and lateral contractures
- Midvastus**
  - Incision mid-muscle belly
  - Sparing VMO insertion for accelerated rehab and improved patellar tracking
- Subvastus**
  - VMO is lifted without flipping the patella
- Minimally Invasive**
  - Small incision site for robotic assisted surgery
  - Potentially more rapid recovery

Copyright Jodi Gootkin

46

## Infrapatellar Fat Pad Resection

47

- Beyond 6 months post-op, patients with resection demonstrate increased incidence of knee pain.

White, L., Holyoak, R., Sant, J., Hartnell, N., & Mullan, J. (2016). The effect of infrapatellar fat pad resection on outcomes post-total knee arthroplasty: a systematic review. *Archives of Orthopaedic and Trauma Surgery*, 136(5), 701-708.

Copyright Jodi Gootkin

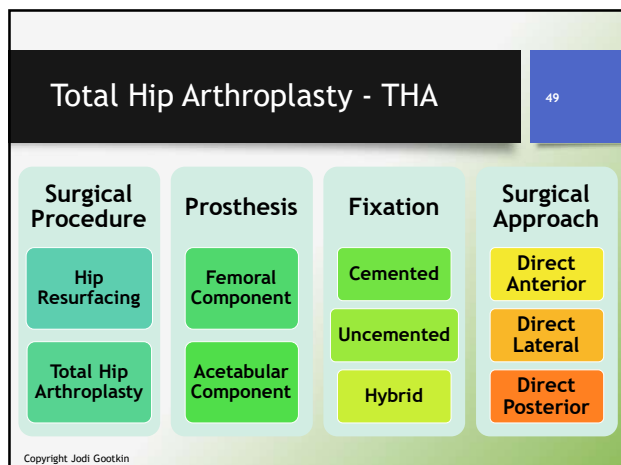
## Longevity

48

- Long term wear and loosening lead to late implant failure.
- Typical survivorship of TKA is between 20-30 years

Copyright Jodi Gootkin

48



49

## Hip Resurfacing

50

- The procedure involves sculpting of the deteriorated femoral head for placement of a metal cap with a short stem.
- It then articulates with a shallow cup inserted into acetabulum.
- This technique preserves biomechanics for greater stability in younger active patients.

Copyright Jodi Gootkin

50

## Hip Resurfacing Outcomes

51

- According to the Food and Drug Administration (FDA):  
*"Metal ions from a metal-on-metal implant will enter the bloodstream."*
- The long term safety of metal on metal components requires further analysis.
- An increased incidence of revisions compared to total hip arthroplasty has been demonstrated.

Copyright Jodi Gootkin <https://www.fda.gov/medicaldevices/productsandmedicalprocedures/implantsandprosthetics/metalonmetalhipimplants/ucm241766.htm>

51

## FDA Recommendations for Patients with Metal on Metal Implants

52

- Patients must be monitored for adverse tissue reactions of increased pain, swelling, numbness, noise, and gait alterations.
- Potential systemic adverse reactions:
  - General hypersensitivity reaction
  - Cardiomyopathy
  - Neurological changes including sensory changes
  - Psychological status change
  - Renal function impairment
  - Thyroid dysfunction
- Greater risk for patients with renal insufficiency, immunocompromise, obesity, receiving high doses of steroids, females, and bilateral implants.

Copyright Jodi Gootkin <https://www.fda.gov/medicaldevices/productsandmedicalprocedures/implantsandprosthetics/metalonmetalhipimplants/ucm241766.htm>

52

## Total Hip Arthroplasty Prosthesis

53

- A titanium or ceramic stemmed device with a prosthetic head replaces the femoral head and neck.
- A hemispherical shaped cup with a polyethylene or ceramic liner replaces acetabulum.
- Leg length must be assessed to avoid discrepancy.
- Newer components account for anatomical gender differences.

Copyright Jodi Gootkin

## FDA Recalls

54

July 2016	<ul style="list-style-type: none"> <li>Standard Offset Cup Impactor by Greatbatch</li> <li>Class I Recall - Inadequate Sterilization</li> </ul> <a href="https://www.fda.gov/safety/medwatch/safetyinformation/safetyalertsforhumanmedicalproducts/ucm333967.htm">https://www.fda.gov/safety/medwatch/safetyinformation/safetyalertsforhumanmedicalproducts/ucm333967.htm</a>
August 2015	<ul style="list-style-type: none"> <li>PROFEMUR Neck Varus/Valgus by MicroPort Orthopedics</li> <li>Class I Recall - Unexpected Rate of Post-op Fractures</li> </ul> <a href="https://www.fda.gov/Safety/MedWatch/SafetyInformation/SafetyAlertsforHumanMedicalProducts/ucm465529.htm">https://www.fda.gov/Safety/MedWatch/SafetyInformation/SafetyAlertsforHumanMedicalProducts/ucm465529.htm</a>
June 2015	<ul style="list-style-type: none"> <li>M/L Taper Kinectiv Technology Prosthesis by Zimmer</li> <li>Class I Recall - Higher than Expected Levels of Manufacturing Residues</li> </ul> <a href="https://www.fda.gov/Safety/MedWatch/SafetyInformation/SafetyAlertsforHumanMedicalProducts/ucm452012.htm">https://www.fda.gov/Safety/MedWatch/SafetyInformation/SafetyAlertsforHumanMedicalProducts/ucm452012.htm</a>

Copyright Jodi Gootkin

54

Hip and Knee Arthroplasty

Copyright Innovative Educational Services and Jodi Gootkin. All rights reserved.

Reproduction, reuse, or republication of all or any part of this presentation is strictly prohibited without prior written consent of both Innovative Educational Services and Jodi Gootkin.

## Fixation

55

- Acetabular component
  - Porous coated press fit and stabilized with screws
  - Cemented
- Femoral component
  - Cemented
  - Uncemented has porous trabecular surface for bone growth

Copyright Jodi Gootkin

55

## Fixation Outcomes

56

*"Although cementless femoral fixation for THA has evolved to the "new standard", it has not been proven to be the "gold standard" for all patients."*

Moskal, Joseph T., Susan G. Capps, and John A. Scanelli. "Still no single gold standard for using cementless femoral stems routinely in total hip arthroplasty." *Arthroplasty Today* 2.4 (2016): 211-218.

- Cemented femoral stems beneficial for patients with poor bone integrity and demonstrate good long term survivorship.
- Loosening failure risk is lower in younger patients under 55 years old.

Consider This

Copyright Jodi Gootkin

56

## Posterior Approach

57

- Incision is along and posterior to the greater trochanter.
- Glut max split with tendon intact.
- Piriformis and Gemelli muscles are detached.



Better visualization of entire hip

Potentially more expensive due to pharmacy needs of patient, operating room time, and longer length of stay.  
Disruption of hip abductor muscles.

Copyright Jodi Gootkin

57

## Anterior Approach

58

- Incision from ASIS distal toward ipsilateral knee
- Entering in between Sartorius and Tensor Fascia Lata requires no muscle detachment.



Less disruptive to hip musculature  
Less post-operative pain  
Improved function in early post-operative phase  
ADLs less disrupted by dislocation precautions

Custom operating table and fluoroscopy required  
Increased risk associated with surgeon learning curve  
Potential damage to lateral femoral cutaneous nerve

Consider This

Copyright Jodi Gootkin

58

## Anterior vs. Posterior Approach Outcomes

59

- AAOS guidelines find no clinically significant differences in outcomes.
- Potential benefit of shorter length of stay and improved function for anterior approach.
  - Earlier mobilization is permitted due to less muscular trauma.

Improved function on HHS at 12 months noted for anterior approach

Balasubramaniam, Umatheepan, et al. "Functional and clinical outcomes following anterior hip replacement: a 5-year comparative study versus posterior approach." *ANZ Journal of surgery* 86.7-8 (2016): 589-593.

Copyright Jodi Gootkin

Consider This

## Current Trends

60

- Minimally Invasive
  - Surgeons use this term to reference incision length, speed of recovery, or level of surgical dissection of tissues.
- Robotic Assisted
  - Surgeon uses robotic arms to plan procedure and control tools during surgical operation.

Copyright Jodi Gootkin

60

## Robot Assisted Arthroplasty

61

- Two primary systems are MAKO Robot (Stryker®) and the NAVIO Robot (Smith & Nephew®)

Improved alignment and stability

Prolonged surgical time  
Possible higher hip dislocation rate

Copyright Jodi Gootkin      Robot 217 Shenoy, R., & Nathwani, D. (2017). Evidence for robots. SICOT-J, 3, 38.

61

## THA Dislocation

62

**Anterior Avoid**

- Hip Extension
- Hip External Rotation
- Hip ADDuction past neutral

**Posterior Avoid**

- Hip Flexion >90
- Hip Internal Rotation past neutral
- Hip ADDuction past neutral

- Risk factors include greater age, prior surgery, cognitive and neuromuscular comorbidities.
- There appears to be no difference in the rate of dislocation between anterior and posterior approach.

**Consider This**

Copyright Jodi Gootkin

62

## Observing Anterior Precautions

63

Precaution	Patient Instruction
Avoid closed chain external rotation.	Do not turn away from your operative side when turning or performing ADLs.
Limit operative limb hip extension at toe off.	Take a short step with your NON-operative limb.
Avoid hip extension beyond neutral in supine and hook lying.	Be cautious when using bed pan and avoid bridging up your bottom with feet planted.

Copyright Jodi Gootkin

63

## Observing Posterior Precautions

64

Precaution	Patient Instruction
Avoid closed chain internal rotation.	Do not turn toward your operative side when turning or performing ADLs.
Avoid hip flexion greater than 90 degrees.	Do not bend forward to pick up objects. Do not sit in a low chair or couch.
Avoid hip ADDuction past neutral.	Do not cross legs in sitting or when lying down.

Copyright Jodi Gootkin

64

## Total Joint Arthroplasty Post-Operative Complications

65

- Preventing hospital re-admissions and reducing complications contributes to improved patient outcomes and manages the cost of care.
- Centers for Medicare and Medicaid Services implemented the Comprehensive Care for Joint Replacement Model in April 2016 to provide more coordinated patient care from surgery through recovery.

<https://innovation.cms.gov/initiatives/cjr>

Copyright Jodi Gootkin

## Comprehensive Care for Joint Replacement Model - CJR

66

- The hospital where the surgery was performed is responsible for the full cost of the episode of care which is defined from time of surgery through 90 days post hospital discharge.
- Bundling payments is intended to foster coordination among hospitals, physicians, and other providers for effective and efficient care.

Copyright Jodi Gootkin

66

Hip and Knee Arthroplasty

Copyright Innovative Educational Services and Jodi Gootkin. All rights reserved.  
 Reproduction, reuse, or republication of all or any part of this presentation is strictly prohibited  
 without prior written consent of both Innovative Educational Services and Jodi Gootkin.

## Hospital-Level Risk-Standardized Complication Rate - RSCR

67

This THA/TKA complications measure tracks:

During the admission or within 7 days  
acute myocardial infarction, pneumonia, and sepsis/septicemia/shock

During admission or within 30 days  
death, surgical site bleeding, and pulmonary embolism

During the admission or within 90 days  
mechanical complications and periprosthetic joint infection/wound infection

<https://www.qualitymeasures.ahrq.gov/summaries/summary/49201/total-hip-arthroplasty-tha-andor-total-knee-arthroplasty-tka-hospital-level-risk-standardized-complication-rate-rscr-following-elective-primary-tha-andor-tka>

Copyright Jodi Gootkin

67

## Infection

68

- Wound site and periprosthetic joint infections can occur.
- According to the Centers for Disease Control, infection is the most common indication for revision in total knee arthroplasty and the third most common indication in total hip arthroplasty.
- Lifelong antibiotic prophylaxis prior to dental care or other surgical procedures can help reduce transient bacteremia.

Copyright Jodi Gootkin

68

## Minimizing Risk

69

- Implementation of a pre-operative staphylococcal decolonization protocol decreases incidence of surgical site infections.

30 days pre-op nasal swab

Pre-op course of nasal ointment

Night before surgery single shower with antiseptic or antimicrobial agent

Hadley, Scott, et al. "Staphylococcus aureus decolonization protocol decreases surgical site infections for total joint replacement." *Arthritis* 2010 (2010).

Copyright Jodi Gootkin

69

## Surgical Site Infection

70

- Infection risk is greater with BMI >30, active smoking, and staphylococcus aureus colonization.
- Several factors related to obesity increase infection risk:
  - Longer surgical time
  - Difficult surgical exposure
  - Decreased vascularization of adipose tissue
  - Weakened immune responses

Copyright Jodi Gootkin

70

## Venous Thromboembolism - VTE

71

- Deep vein thrombosis (DVT) is the formation of a clot within the lumen of a deep vein in the lower extremity.
- Pulmonary embolism (PE) occurs when the clot dislodges traveling through the circulatory system into the heart and lodging in the lungs obstructing blood flow.

Copyright Jodi Gootkin

## VTE Prevalence

72

- Despite prophylaxis, patients are still at risk for DVT and PE.

Diagnosed before discharge	TKA	THA
VTE - Pooled DVT and PE	1.09%	0.53%
DVT	0.63	0.26
PE	0.27	0.14
Within 3 months post discharge	2-3%	2-5%

- There is limited evidence that the complication rate increases with age, but comorbidities have been shown to increase risk.

Januel J, Chen G, Ruffieux C, Quan H, Douketis JD, Crowther MA, Colin C, Ghali WA, Burnand B, IMECCHI Group PT. Symptomatic In-Hospital Deep Vein Thrombosis and Pulmonary Embolism Following Hip and Knee Arthroplasty Among Patients Receiving Recommended ProphylaxisA Systematic Review. *JAMA*. 2012;307(3):294-303. doi:10.1001/jama.2011.2072

Copyright Jodi Gootkin

Consider This

72

Hip and Knee Arthroplasty

Copyright Innovative Educational Services and Jodi Gootkin. All rights reserved.

Reproduction, reuse, or republication of all or any part of this presentation is strictly prohibited without prior written consent of both Innovative Educational Services and Jodi Gootkin.

## DVT Differential Diagnosis

73

- Signs and symptoms of DVT include localized calf pain, tenderness, swelling, warmth, but are not conclusive of diagnosis.
- Other possible etiologies include:
  - Sciatica
  - Gastroc spasm or tendonitis
  - Intermittent claudication
  - Baker's cyst
  - Cellulitis

Copyright Jodi Gootkin

73

## Homan's Sign

74

*"The clinical signs cannot be trusted"*

Positive in only 33% cases and false positive in 21%

*"Unreliable, insensitive, and nonspecific"*

Positive in 8-56% cases and false positive in 50% cases

*"Essentially no diagnostic value"*

Low sensitivity of 50.0% and specificity of 51.875%

Haeger K. Problems of acute deep venous thrombosis. The interpretation of signs and symptoms. Angiology 1969;20:219-23. Urbano, FL. Homans' sign in the diagnosis of deep vein thrombosis. Hospital Physician. March 2001, pp. 22-24. Patnaik, Pritam Pritish, et al. "A Study Of Deep Vein Thrombosis In Surgical Practice." Age 8-648X100 (2016): 1-23.

Copyright Jodi Gootkin

74

## Wells Rule for DVT

75

- Predicts DVT presence of prior to imaging studies.
- Scoring
 

3	High Probability
1-2	Moderate Probability
0	Low Probability

Assessment Criteria	Points
Active Cancer (treatment ongoing or within previous 6 months)	+ 1
Paralysis, paresis or recent plaster immobilization of the LE	+ 1
Recently bedridden for 3 days or more, or major surgery within the previous 12 weeks requiring anesthesia	+ 1
Localized tenderness along the distribution of the deep venous system	+ 1
Entire leg swelling	+ 1
Calf Swelling at least 3cm larger than asymptomatic leg (measured 10cm below tibial tub)	+ 1
Pitting Edema confined in symptomatic leg	+ 1
Collateral superficial veins (nonvaricose)	+ 1
Previous DVT	+ 1
Alternative diagnosis at least as likely as a DVT	- 2

Copyright Jodi Gootkin

75

## DVT Management

76

- General recommendation is to refer symptomatic patients for diagnostic testing.
- Continuous Passive Motion (CPM) device does NOT prevent VTE.
- Enhanced peri-operative management and prophylaxis can decrease risk.
  - Anticoagulant medications
  - Compression stockings
  - Mechanical compression devices

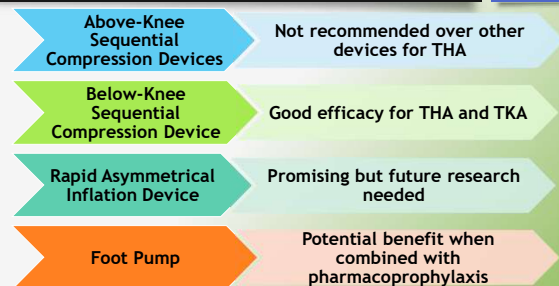
Consider This

Copyright Jodi Gootkin

76

## Mechanical Compression Devices

77

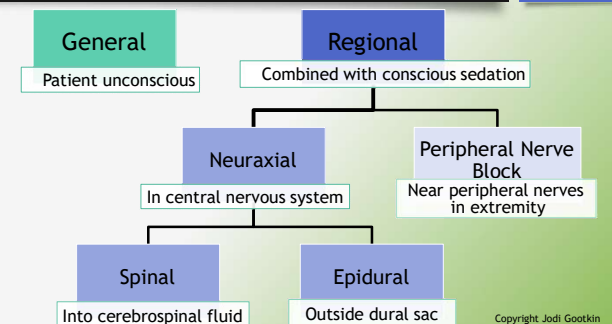


Pierce, Todd P., et al. "A current review of mechanical compression and its role in venous thromboembolic prophylaxis in total knee and total hip arthroplasty." The Journal of arthroplasty 30.12 (2015): 2279-2284.

Copyright Jodi Gootkin

## Surgical Anesthesia

78



Copyright Jodi Gootkin

78

Hip and Knee Arthroplasty

Copyright Innovative Educational Services and Jodi Gootkin. All rights reserved.

Reproduction, reuse, or republication of all or any part of this presentation is strictly prohibited without prior written consent of both Innovative Educational Services and Jodi Gootkin.



## Anesthesia Complications

79

	Benefits	Complications
Regional Anesthesia	<ul style="list-style-type: none"> <li>Decreased one month mortality</li> <li>Decreased post-op confusion</li> <li>Potential decreased risk of DVT</li> </ul>	<ul style="list-style-type: none"> <li>Increased minor complications of wound dehiscence and superficial infection</li> </ul>

Whiting, Paul S., et al. "Regional anaesthesia for hip fracture surgery is associated with significantly more peri-operative complications compared with general anaesthesia." *International orthopaedics* 39.7 (2015): 1321-1327.

Copyright Jodi Gootkin

79

## Anesthesia Functional Outcomes

80

- Regional anesthesia appears to decrease length of stay, improve joint ROM, strength, gait, and stair negotiation post-operatively but long-term functional impact beyond 3 months cannot be confirmed.

Atchabahian, A., Schwartz, G., Hall, C. B., Lajam, C. M., & Andrae, M. H. (2015). Regional analgesia for improvement of long-term functional outcome after elective large joint replacement. *The Cochrane Library*. Johnson, R. L., Kopp, S. L., Burkle, C. M., Duncan, C. M., Jacob, A. K., Erwin, P. J., ... & Mantilla, C. B. (2016). Neuraxial vs general anaesthesia for total hip and total knee arthroplasty: a systematic review of comparative effectiveness research. *British journal of anaesthesia*, 116(2), 163-176.

Copyright Jodi Gootkin

80

## Acute Post-Surgical Pain

81

- Effective preemptive multimodal management of post-operative pain supplies several benefits.
  - Facilitates earlier mobilization
  - Diminishes opioid related side effects
  - Improves patient satisfaction
  - Contributes to shorter hospital length of stay

Copyright Jodi Gootkin

81

## Acute Post Surgical Pain Pre-operative Considerations

82

### No Pre-operative Education

- Poorer functional outcomes at 6 months

### Effective Pre-operative Education

- Decreased pain levels at 2 weeks
- Greater use of non-medication interventions
- Less pain interference with ADLs

Copyright Jodi Gootkin

82

## Surgical Anesthetic Techniques

83

- During joint replacement surgery, the physician may combine general anesthesia with a regional method including epidural or peripheral nerve block.

Copyright Jodi Gootkin

## Patient Controlled Epidural Analgesia - PCEA

84

- Self administered IV pain medication through epidural catheter placed during surgery.
- Close medication delivery to opioid receptors in dorsal horn increases potency.
- Pump design prevents overdosing by blocking self administration if too early based on medication prescription parameters.

*Only the patient should push the button!!*

Copyright Jodi Gootkin

84

Hip and Knee Arthroplasty

Copyright Innovative Educational Services and Jodi Gootkin. All rights reserved.

Reproduction, reuse, or republication of all or any part of this presentation is strictly prohibited without prior written consent of both Innovative Educational Services and Jodi Gootkin.



## Peripheral Nerve Block

85

- Reliability and duration of the pain relief can be problematic.
- While pain analgesia is achieved, the side effect of muscle weakness can contribute to decrease motor control increasing risk of falls.
  - Femoral Nerve Block common
- Assess patients sensory and motor status to ensure adequate quad strength for out of bed activities.

Copyright Jodi Gootkin

85

## Local Infiltration Analgesia

86

- Also referred to as periarticular local anesthetic infusion or high volume local infiltration analgesia.
- The surgeon injects anesthetic into the joint region throughout the surgery and prior to wound closure.
- Medication combinations may vary, but the most common is:
  - Ropivacaine
  - Adrenaline
  - Ketorolac

Copyright Jodi Gootkin

86

## Local Infiltration Analgesia Outcomes

87

- Lower VAS pain ratings, decreased narcotic medication use, and improved motor function contribute to enhanced early therapy participation.



Gibbins, M. L., Kane, C., Smit, R. W., & Rodseth, R. N. (2016). Periarticular local anaesthetic in knee arthroplasty: A systematic review and meta-analysis of randomised trials. *SA Orthopaedic Journal*, 15(3), 49-56.  
 Horn, B. J., Cien, A., Reeves, N. P., Pathak, P., & Taunt Jr, C. J. (2015). Femoral Nerve Block vs Periarticular Bupivacaine Liposome Injection After Primary Total Knee Arthroplasty: Effect on Patient Outcomes. *The Journal of the American Osteopathic Association*, 115(12), 714-719.

Consider This

Copyright Jodi Gootkin

87

## Cryotherapy

88

- Research reflects only small improvements in pain and ROM when cryotherapy is utilized during the immediate post-operative phase.

Potential Benefit TKA	Research Outcome
Decreased blood loss	225 ml less blood loss
Decreased pain	Post-op day 2 less reported pain POD 1 and 3 equivalent
Increased ROM	11 degrees greater knee flexion at time of hospital discharge

Copyright Jodi Gootkin

Adie S, Kwan A, Naylor JM, Harris IA, Mittal R. Cryotherapy following total knee replacement. *Cochrane Database of Systematic Reviews* 2012, Issue 9

88

## Continuous Passive Motion - CPM

89

- A CPM machine is applied after TKA to passively move joint through specified ROM.
- Evidence does NOT support the widely accepted rationales for the use of the CPM.
  - Improving knee flexion ROM
  - Pain management
  - Enhanced functional mobility
  - Improved quality of life
  - Decreased risk of DVT
- Use may reduce future risk of manipulation under anesthesia

Copyright Jodi Gootkin

Harvey, L. A. (2014). Continuous passive motion following total knee arthroplasty in people with arthritis. *Cochrane Database Of Systematic Reviews*, (3).

Hip and Knee Arthroplasty

## Arthroplasty Clinical Outcomes

90

- Function and Outcomes Research for Comparative Effectiveness in Orthopedics - FORCE Ortho
- This is a current registry gathering data to guide practice, reimbursement, and improve patient outcomes.

<https://forceortho.org/>

Copyright Jodi Gootkin

90

Copyright Innovative Educational Services and Jodi Gootkin. All rights reserved.

Reproduction, reuse, or republication of all or any part of this presentation is strictly prohibited without prior written consent of both Innovative Educational Services and Jodi Gootkin.

## Factors Associated with Improved Outcomes from TKA

91

- Geriatric population does NOT demonstrate reduced functional outcomes or pain management compared to the younger population undergoing TKA.

Copyright Jodi Gootkin

91

## Factors Associated with Improved Outcomes from THA

92

- Stronger pre-operative strength of knee extensors on involved side
- Greater walking distance pre-operatively.
- Lower post-operative HHS can be predictor of revision risk.

HHS	
<55 at 2 or 5 years	Predictive of revision
16-18 point change	Minimal clinically important improvement
40 point change	Moderate clinical improvement

Singh, Jasvinder A., et al. "Clinically important improvement thresholds for Harris Hip Score and its ability to predict revision risk after primary total hip arthroplasty." *BMC musculoskeletal disorders* 17.1 (2016): 256.

Copyright Jodi Gootkin

92

## Factors Associated with Poor Outcomes from THA and TKA

93

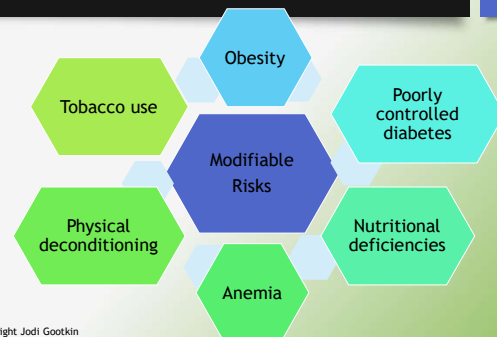
- Research appears to be consistent that having poorer psychological health, more compromised function, and greater pain levels prior to surgery diminish long-term outcomes.

Copyright Jodi Gootkin

93

## Pre-operative Modifiable Risk Factors

94



Copyright Jodi Gootkin

94

## Obesity

95

- Increased Body Mass Index (BMI) >30-40 contributes to greater risk of post-surgical complications.
  - Aseptic loosening
  - Superficial and deep infections
- Obese patients following total joint replacement report higher pain scores, experience slower recovery from pain, and have greater difficulty restoring functional mobility.

Copyright Jodi Gootkin

## Musculoskeletal Comorbidities

96

- Pre-operative arthritic pain elsewhere in the body is associated with poorer physical function.
- TKA patients present with additional arthritic pain in the contralateral knee and low back.
- THA patients present with additional arthritic pain in the ipsilateral knee and low back.

Copyright Jodi Gootkin

96

## Rehabilitation Measures

97

- Clinicians use a combination of patient reported outcome measures and performance measures to assess progress.

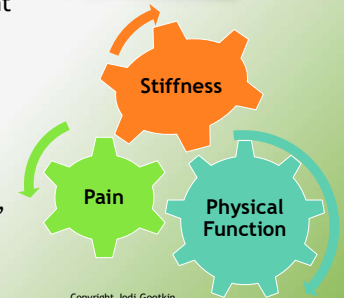
Copyright Jodi Gootkin

97

## Western Ontario and McMaster Universities Arthritis Index - WOMAC

98

- Patient self-assessment tool using 0-5 Likert scale.
- Originally designed specific for OA disability.
- Higher scores indicate greater pain, stiffness, and functional limitation.



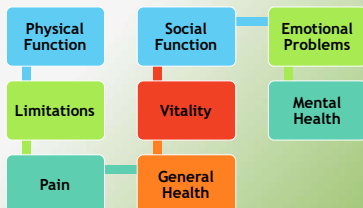
Copyright Jodi Gootkin

98

## Short Form Health Summary - SF-12

99

- Patient self-assessment of physical and mental well being.
- Scores >50 reflect better physical or mental health than the mean normative data.



Copyright Jodi Gootkin

99

## Knee Society Score - KSS

100

- Physician and patient pre/post-operative information.
- Assesses expectation, satisfaction, and physical function
- New version expands to sport and recreation activities.



Copyright Jo

100

## Knee Injury and Osteoarthritis Outcome Score - KOOS

101

- Patient self-assessment questionnaire regarding their knee and associated problems in the past week.
- Specifically considers stiffness, pain, function in sport/recreation, activities of daily living, and quality of life.
- Score of 100 indicates no symptoms and score of 0 reflects extreme symptoms.
- Minimal Important Change is suggested to be 8-10.

Copyright Jodi Gootkin

Consider This

## Hip Dysfunction and Osteoarthritis Outcome Score - HOOS

102

- Patient self-assessment questionnaire regarding their hip and associated problems in the past week.
- Specifically considers stiffness, pain, function in sport/recreation, activities of daily living, and quality of life.
- Score of 100 indicates no symptoms and score of 0 reflects extreme symptoms for each subscale.

Copyright Jodi Gootkin

102

Hip and Knee Arthroplasty


Copyright Innovative Educational Services and Jodi Gootkin. All rights reserved.

Reproduction, reuse, or republication of all or any part of this presentation is strictly prohibited without prior written consent of both Innovative Educational Services and Jodi Gootkin.

## Harris Hip Score - HHS

103

- Clinician based tool considered Gold Standard for assessing hip surgical outcomes.
- Rates patient's pain, function, and joint mobility.
- Scores range from 0-100 with a higher score indicating less dysfunction.



Copyright Jodi Gootkin

103

## Patient Satisfaction

104

- The majority of patients appear to be satisfied with their post-operative achievements.
- Dissatisfaction tends to be related to pain and limited ability to kneel and descend stairs.

Copyright Jodi Gootkin

104

## Chronic Post-Surgical Pain

105

- Multifactorial symptom with anatomical and psychological components to address.
- Greater post surgical pain, poor mental health, and presence of musculoskeletal comorbidities may contribute to the risk of developing chronic postsurgical pain.
- Consider central-sensitization of pain and fear avoidance during the early post-operative phase.

Copyright Jodi Gootkin

105

## Iliopsoas Impingement

106

- Prominence of the anteroinferior rim of the THA acetabular cup causes mechanical irritation to the iliopsoas tendon.
- Symptoms are consistent with tendonitis.
- Imaging studies confirm the diagnosis.
- Management options include physical therapy, corticosteroid injections, arthroscopic tenotomy, or acetabular revision.

Copyright Jodi Gootkin

106

## Pre-operative Patient Education

107

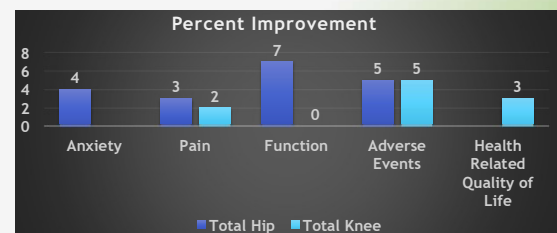
- Traditional "Prehab" content is function based with patient education emphasizing:
  - Exercise programs
  - Mobility training
  - Adaptive equipment
  - Home environment safety
  - post-operative precautions

Copyright Jodi Gootkin

## Pre-operative Education Outcomes

108

*"unsure if it offers benefits over usual care"*



Copyright Jodi Gootkin

McDonald, S., Page, M. J., Beringer, K., Wasiake, J., & Sprowson, A. (2014). Preoperative education for hip or knee replacement. *The Cochrane Library*.

108

Hip and Knee Arthroplasty

Copyright Innovative Educational Services and Jodi Gootkin. All rights reserved.

Reproduction, reuse, or republication of all or any part of this presentation is strictly prohibited without prior written consent of both Innovative Educational Services and Jodi Gootkin.

## Pre-Operative Education Outcomes continued

109

*"Invite the patient to be an active participant"*

- Primary benefit is to improve patient awareness and expectations.

Decreased anxiety

Possible minimal decrease in hospital length of stay

No difference in:

- Pain level
- Pain interference
- Recovery rate
- Function

Consider This

Hass, S., Jaekel, C., & Nesbitt, B. (2015). Nursing strategies to reduce length of stay for persons undergoing total knee replacement: integrative review of key variables. *Journal of nursing care quality*, 30(3), 283-288.  
Wilson, R. A., Watt-Watson, J., Hodnett, E., & Tramer, J. (2016). A Randomized Controlled Trial of an Individualized Preoperative Education Intervention for Symptom Management After Total Knee Arthroplasty. *Orthopaedic Nursing*, 35(1), 20-29.

109

## Symptom Management Education

110

- To maximize benefits, inform the patient of the peri-operative pathway focusing on symptom management strategies.

- Importance pain relief for activity
- Communicating pain level
- Requesting analgesics and antiemetics
- Preventing dehydration

Pain

Mobility

Nausea

Copyright Jodi Gootkin

110

## Pre-operative Patient Empowerment

111

Learn Relaxation Techniques

Build Self Confidence

Manage Emotions

Align Beliefs

- Self-efficacy training may yield physical and psychological benefits to enhance outcomes.

Cooke, M., Walker, R., Aitken, L. M., Freeman, A., Pavay, S., & Cantrill, R. (2016). Pre-operative self-efficacy education vs. usual care for patients undergoing joint replacement surgery: a pilot randomised controlled trial. *Scandinavian Journal of caring sciences*, 30(1), 74-82.

111

## Early Post-Operative Mobilization

112

Improved pain

Improved ROM and strength

Improved functional mobility

Reduced hospital length of stay

More efficient and cost effective care

Enhanced health-related quality of life

Benefits of early post-surgical mobilization.

Consider This

Copyright Jodi Gootkin

112

## Physical Therapy Day of Surgery

113

- At minimum within 24 hours of surgery, sitting upright and an attempt at ambulation should occur.

Pre-operative Education

Early Mobilization

Improved Outcomes

Hass, S., Jaekel, C., & Nesbitt, B. (2015). Nursing strategies to reduce length of stay for persons undergoing total knee replacement: integrative review of key variables. *Journal of nursing care quality*, 30(3), 283-288.  
Guerra, M. L., Singh, P. J., & Taylor, N. F. (2015). Early mobilization of patients who have had a hip or knee joint replacement reduces length of stay in hospital: a systematic review. *Clinical rehabilitation*, 29(9), 844-854.

## Physical Therapy Day of Surgery

114

- As early as 4 to 6 hours post surgery has been shown to help achieve functional recovery and reduce hospital stays.

Day of Surgery: 67% discharged in 3 days or less

Post-op day 1: 57% discharged in 3 days or less

Hass, S., Jaekel, C., & Nesbitt, B. (2015). Nursing strategies to reduce length of stay for persons undergoing total knee replacement: integrative review of key variables. *Journal of nursing care quality*, 30(3), 283-288.  
Guerra, M. L., Singh, P. J., & Taylor, N. F. (2015). Early mobilization of patients who have had a hip or knee joint replacement reduces length of stay in hospital: a systematic review. *Clinical rehabilitation*, 29(9), 844-854.

114

Hip and Knee Arthroplasty

Copyright Innovative Educational Services and Jodi Gootkin. All rights reserved.

Reproduction, reuse, or republication of all or any part of this presentation is strictly prohibited without prior written consent of both Innovative Educational Services and Jodi Gootkin.

## Early Mobilization Considerations

115

- Weight bearing status varies among physicians.
  - Cemented tends to permit earlier weight bearing as tolerated.
- Coordinate therapy with pain medication administration to allow easier participation in rehabilitation interventions.
- Femoral nerve block decreases quad strength potentially increasing risk of falls.

Copyright Jodi Gootkin

115

## TKA Acute Care Phase

116

- Rehab goals directed at decreasing swelling, increasing range of motion, enhancing lower extremity strength, and maximizing mobility.
- Encourage knee extension with trochanter roll and towel roll at ankle.

Knee Flexion ROM	Post-op Week Achieved At
90 degrees	1-2
100 degrees	3-4
120 degrees	5-8 weeks

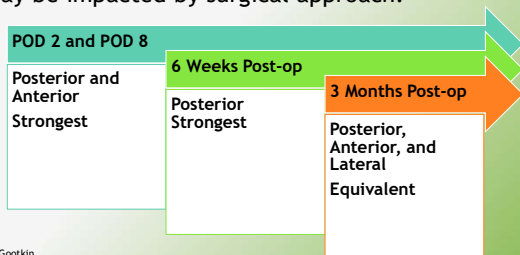
Copyright Jodi Gootkin

116

## Surgical Approach Impact on THA Strength

117

- Hip Abduction and Extension muscle strength may be impacted by surgical approach.



Copyright Jodi Gootkin

117

## Aquatic Therapy

118

- Buoyancy reduces the relative body weight and diminishes compressive forces on the lower extremities allowing earlier ambulation and progressive resistance exercise.

Outcome	Compared to land based therapy
Wound Infection	No increased risk
ADL's	Improved function
Muscle Strength	Increase knee extension and hip abduction
ROM	Increased knee flexion
Pain, Edema, Quality of Life	No statistical difference

Villalta, E. M., & Peiris, C. L. (2013). Early aquatic physical therapy improves function and does not increase risk of wound-related adverse events for adults after orthopedic surgery: a systematic review and meta-analysis. *Archives of physical medicine and rehabilitation*, 94(1), 138-146.

Copyright Jodi Gootkin

118

## Effectiveness of Therapy

119

- Physical therapy improves function at 3-4 months post-op TKA compared to no therapy.
- Outpatient and home care therapy demonstrate equivalent improvement in pain and function.
- Supervised use of THA adaptive equipment by occupational therapist can reduce disability.

Artz, N., Elvers, K. T., Lowe, C. M., Sackley, C., Jepson, P., & Beswick, A. D. (2015). Effectiveness of physiotherapy exercise following total knee replacement: systematic review and meta-analysis. *BMC musculoskeletal disorders*, 16(1), 15.  
 Florez-Garcia, M., Garcia-Perez, F., Carbelo, R., Perez-Porta, I., Nishishima, B., Lozano, M. P. R., & Carmona, L. (2016). Efficacy and safety of home-based exercises versus individualized supervised outpatient physical therapy programs after total knee arthroplasty: a systematic review and meta-analysis. *Knee Surgery, Sports Traumatology, Arthroscopy*, 1-14.  
 Bozorgi, J., Asghar, A., Ghamkhar, L., Kahlaee, A. H., & Sabouri, H. (2016). The Effectiveness of Occupational Therapy Supervised Usage of Adaptive Devices on Functional Outcomes and Independence after Total Hip Replacement in Iranian Elderly: A Randomized Controlled Trial. *Occupational therapy international*, 23(2), 143-153.

Copyright Jodi Gootkin

## Conclusion

120

- The continued evolution of surgical techniques and components combined with a broader perspective on the role of rehabilitation professionals throughout the continuum of care will foster enhanced patient outcomes from total joint arthroplasty.

Copyright Jodi Gootkin

120



121

1. What is the term for the technique involving injection of hyperosmolar dextrose solution into the joint to stimulate the body's natural healing mechanisms?
- a. Prolotherapy
  - b. Corticosteroid Injection
  - c. Stem Cell Infusion
  - d. Glucosamine Supplementation

Copyright Jodi Gootkin

121

122

2. The posterior stabilized total knee arthroplasty sacrifices which ligament(s)?
- a. No ligaments
  - b. Anterior Cruciate only
  - c. Posterior Cruciate only
  - d. Both Anterior and Posterior Cruciate

Copyright Jodi Gootkin

122

123

3. Which of the following is NOT a potential benefit of anterior approach total hip arthroplasty?
- a. Reduced muscular trauma
  - b. Accelerated weight bearing status
  - c. Improved function during early rehab
  - d. Shorter hospital length of stay

Copyright Jodi Gootkin

123

124

4. Which of the following is TRUE of cementless total hip replacement?
- a. Future revisions are more complicated
  - b. Greater weight bearing can occur immediately after surgery
  - c. Good stability can be achieved in patients with osteoporosis
  - d. Failure due to loosening occurs less often in younger patients

Copyright Jodi Gootkin

124

125

5. Which of the following increases the risk of post-operative deep vein thrombosis after total joint replacement?
- a. Patient being over 65 years old
  - b. Type of anesthetic utilized during surgery
  - c. Immobility without the use of mechanical compression
  - d. History of joint tumor

Copyright Jodi Gootkin

126

6. Patients who receive \_\_\_\_\_ may demonstrate decreased pain scores and narcotic consumption following total knee replacement.
- a. General anesthesia
  - b. Oral pain medication
  - c. Local infiltration analgesia
  - d. Systemic anesthetic

Copyright Jodi Gootkin

126

## Hip and Knee Arthroplasty

Copyright Innovative Educational Services and Jodi Gootkin. All rights reserved.

Reproduction, reuse, or republication of all or any part of this presentation is strictly prohibited without prior written consent of both Innovative Educational Services and Jodi Gootkin.



127

7. The \_\_\_\_\_ is a clinician based tool considered the “gold standard” to assess hip surgical outcomes.
- a.HHS
  - b.KOOS
  - c.HOOS
  - d.WOMAC

Copyright Jodi Gootkin

127

128

8. The \_\_\_\_\_ is a five part patient self-assessment questionnaire to assess their opinion of their knee and associated problems.
- a.HHS
  - b.KOOS
  - c.KHS
  - d.WOMAC

Copyright Jodi Gootkin

128

129

9. Based on current research, what is the primary benefit of pre-operative patient education programs prior to total joint replacement?
- a.Decreased pain interference
  - b.Reduced length of stay
  - c.Less post-operative complications
  - d.Improved patient awareness and expectations

Copyright Jodi Gootkin

129

130

10. Which of the following is NOT a benefit of early post-surgical mobilization?
- a.Decreased risk of incision site infection
  - b.Reduced hospital length of stay
  - c.Improved range of motion
  - d.Enhanced health-related quality of life

Copyright Jodi Gootkin

130

## Hip and Knee Arthroplasty

Copyright Innovative Educational Services and Jodi Gootkin. All rights reserved.

Reproduction, reuse, or republication of all or any part of this presentation is strictly prohibited without prior written consent of both Innovative Educational Services and Jodi Gootkin.

## Hip and Knee Arthroplasty

### References

- Agarwal, N., To, K., & Khan, W. (2021). Cost effectiveness analyses of total hip arthroplasty for hip osteoarthritis: a PRISMA systematic review. *International journal of clinical practice*, 75(2), e13806.
- Alrawashdeh, W., Eschweiler, J., Migliorini, F., El Mansy, Y., Tingart, M., & Rath, B. (2021). Effectiveness of total knee arthroplasty rehabilitation programmes: a systematic review and meta-analysis. *Journal of rehabilitation medicine*, 53(6), 2784.
- Alvarez, P. M., McKeon, J. F., Spitzer, A. I., Krueger, C. A., Pigott, M., Li, M., & Vajapey, S. P. (2022). Socioeconomic factors affecting outcomes in total knee and hip arthroplasty: a systematic review on healthcare disparities. *Arthroplasty*, 4(1), 36.
- Ang, J. J. M., Onggo, J. R., Stokes, C. M., & Ambikaipalan, A. (2023). Comparing direct anterior approach versus posterior approach or lateral approach in total hip arthroplasty: a systematic review and meta-analysis. *European Journal of Orthopaedic Surgery & Traumatology*, 33(7), 2773-2792.
- Anger, M., Valovska, T., Beloeil, H., Lirk, P., Joshi, G. P., Van de Velde, M., ... & Bonnet, M. (2021). PROSPECT guideline for total hip arthroplasty: a systematic review and procedure-specific postoperative pain management recommendations. *Anaesthesia*, 76(8), 1082-1097.
- Beiene, Z. A., Tanghe, K. K., Kahlenberg, C. A., McLawhorn, A. S., MacLean, C. H., & Gausden, E. B. (2023). Defining a successful total knee arthroplasty: a systematic review of metrics of clinically important changes. *Arthroplasty*, 5(1), 25.
- DeFrance, M. J., & Scuderi, G. R. (2023). Are 20% of patients actually dissatisfied following total knee arthroplasty? A systematic review of the literature. *The Journal of arthroplasty*, 38(3), 594-599.
- Di Laura Frattura, G., Bordoni, V., Feltri, P., Fusco, A., Candrian, C., & Filardo, G. (2022). Balance remains impaired after hip arthroplasty: a systematic review and best evidence synthesis. *Diagnostics*, 12(3), 684.
- Elbardey, H., Awad, A. K., McLeod, A., Farahat, S. T., Sayed, S. Z. E., Guerin, S., & Harty, J. (2021). Does bicompartamental knee arthroplasty hold an advantage over total knee arthroplasty? Systematic review and meta-analysis. *SICOT-J*, 7, 38.
- Emara, A. K., Samuel, L. T., Acuña, A. J., Kuo, A., Khlopas, A., & Kamath, A. F. (2021). Robotic-arm assisted versus manual total hip arthroplasty: systematic review and meta-analysis of radiographic accuracy. *The International Journal of Medical Robotics and Computer Assisted Surgery*, 17(6), e2332.
- Fillingham, Y. A., Hannon, C. P., Kopp, S. L., Austin, M. S., Sershon, R. A., Stronach, B. M., ... & Della Valle, C. J. (2022). The efficacy and safety of regional nerve blocks in total knee arthroplasty: systematic review and direct meta-analysis. *The Journal of arthroplasty*, 37(10), 1906-1921.
- Iacono, V., Farinelli, L., Natali, S., Piovan, G., Screpis, D., Gigante, A., & Zorzi, C. (2021). The use of augmented reality for limb and component alignment in total knee arthroplasty: systematic review of the literature and clinical pilot study. *Journal of experimental orthopaedics*, 8, 1-7.
- Karasavvidis, T., Moldenhauer, C. A. P., Haddad, F. S., Hirschmann, M. T., Pagnano, M. W., & Vigdorchik, J. M. (2023). Current concepts in alignment in total knee arthroplasty. *The Journal of Arthroplasty*, 38(7), S29-S37.
- Konnyu, K. J., Thoma, L. M., Cao, W., Aaron, R. K., Panagiotou, O. A., Bhuma, M. R., ... & Pinto, D. (2023). Rehabilitation for total knee arthroplasty: a systematic review. *American journal of physical medicine & rehabilitation*, 102(1), 19-33.
- Konopitski, A., Okafor, C., Smith, B., Baldwin, K., & Sheth, N. P. (2023). Evolution of total hip arthroplasty in patients younger than 30 years of age: A systematic review and meta-analysis. *Archives of Orthopaedic and Trauma Surgery*, 143(2), 1081-1094.
- Korytkin, A. A., Gerasimov, S. A., Kovaldov, K. A., Gerasimov, E. A., Pronskikh, A. A., Novikov, A. V., & Morozova, E. A. (2021). Minimally Invasive Approaches for Total Hip Arthroplasty: Systematic Review. *Traumatology and Orthopedics of Russia*, 27(2), 132-143.

- Krampe, P. T., Bendo, A. J. P., Barros, M. I. G., Bertolini, G. R. F., & Buzanello Azevedo, M. R. (2023). Cryotherapy in knee arthroplasty: Systematic review and meta-analysis. *Therapeutic hypothermia and temperature management*, 13(2), 45-54.
- Krzysztof, K., Trams, E., Pomianowski, S., & Kaminski, R. (2022). Osteotomies and total knee arthroplasty: systematic review and meta-analysis. *Life*, 12(8), 1120.
- Lavand'homme, P. M., Kehlet, H., Rawal, N., & Joshi, G. P. (2022). Pain management after total knee arthroplasty: PROcedure SPECific Postoperative Pain Management recommendations. *European Journal of Anaesthesiology EJA*, 39(9), 743-757.
- Migliorini, F., Pintore, A., Eschweiler, J., Oliva, F., Hildebrand, F., & Maffulli, N. (2022). Factors influencing the outcomes of minimally invasive total hip arthroplasty: a systematic review. *Journal of orthopaedic surgery and research*, 17(1), 2
- Mirzaei, K. H., Shojaei, M., & Saboury, M. (2024). Application of Robotic Instruments in Hip Arthroplasty Surgery Based on Practical Tips a Systematic Review. *Eurasian Journal of Chemical, Medicinal and Petroleum Research*, 3(2), 593-609.
- Morrell, A. T., Layon, D. R., Scott, M. J., Kates, S. L., Golladay, G. J., & Patel, N. K. (2021). Enhanced recovery after primary total hip and knee arthroplasty: a systematic review. *JBJS*, 103(20), 1938-1947.
- Ng, N., Gaston, P., Simpson, P. M., Macpherson, G. J., Patton, J. T., & Clement, N. D. (2021). Robotic arm-assisted versus manual total hip arthroplasty: a systematic review and meta-analysis. *The bone & joint journal*, 103(6), 1009-1020.
- O'Connor, J. P., Holden, P., & Gagnier, J. J. (2022). Systematic review: preoperative psychological factors and total hip arthroplasty outcomes. *Journal of Orthopaedic Surgery and Research*, 17(1), 457.
- Olsen, U., Lindberg, M. F., Rose, C., Denison, E., Gay, C., Aamodt, A., ... & Lerdal, A. (2023). Factors correlated with pain after total knee arthroplasty: A systematic review and meta-analysis. *PLoS One*, 18(3), e0283446.
- Panzenbeck, P., von Keudell, A., Joshi, G. P., Xu, C. X., Vlassakov, K., Schreiber, K. L., ... & Lirk, P. (2021). Procedure-specific acute pain trajectory after elective total hip arthroplasty: systematic review and data synthesis. *British journal of anaesthesia*, 127(1), 110-132.
- Patel, N., & Golwala, P. (2023). Approaches for total hip arthroplasty: a systematic review. *Cureus*, 15(2).
- Ramezani, A., Ghaseminejad Raeini, A., Sharafi, A., Sheikhhvatan, M., Mortazavi, S. M. J., & Shafiei, S. H. (2022). Simultaneous versus staged bilateral total hip arthroplasty: a systematic review and meta-analysis. *Journal of Orthopaedic Surgery and Research*, 17(1), 392.
- Saueressig, T., Owen, P. J., Zebisch, J., Herbst, M., & Belavy, D. L. (2021). Evaluation of exercise interventions and outcomes after hip arthroplasty: a systematic review and meta-analysis. *JAMA network open*, 4(2), e210254-e210254.
- Savin, L., Pinteala, T., Mihai, D. N., Mihailescu, D., Miu, S. S., Sirbu, M. T., ... & Forna, N. (2023). Updates on biomaterials used in total hip arthroplasty (THA). *Polymers*, 15(15), 3278.
- Solarino, G., Bizzoca, D., Moretti, A. M., D'Apolito, R., Moretti, B., & Zagra, L. (2022). Sex and gender-related differences in the outcome of total hip arthroplasty: A current concepts review. *Medicina*, 58(12), 1702.
- Widmer, P., Oesch, P., & Bachmann, S. (2022). Effect of prehabilitation in form of exercise and/or education in patients undergoing total hip arthroplasty on postoperative outcomes—a systematic review. *Medicina*, 58(6), 742.
- Yan, L., Ge, L., Dong, S., Saluja, K., Li, D., Reddy, K. S., ... & Wang, B. (2023). Evaluation of comparative efficacy and safety of surgical approaches for total hip arthroplasty: a systematic review and network meta-analysis. *JAMA network open*, 6(1), e2253942-e2253942.